

Introducing the New Sayreville Public Schools App

<http://sayrevillek12.net/cms/One.aspx?portalId=233846&pageId=8758146>



The promotional graphic features the Sayreville Public Schools logo at the top left. Below it, the text "Sayreville Public Schools" is displayed. To the right, a smartphone displays the app's interface, which includes a header with the school logo and name, a main image of a classroom, and a grid of icons for various features like Events, News, Social Media, and Settings. Further right, there are buttons for "ANDROID APP ON Google play" and "Download from the App Store".

Get Connected!

Stay in touch with Sayreville Public Schools by downloading our new mobile app!

Download on your mobile device today and select yes to receive push notifications with the latest news and updates from the District.

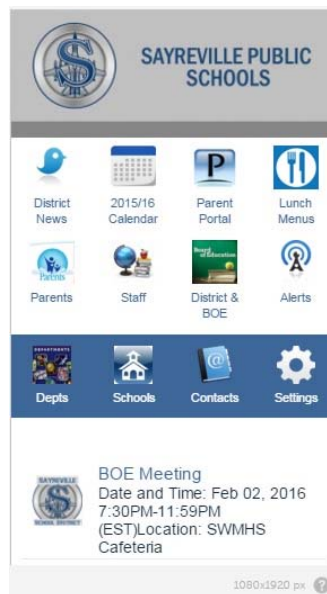
Download Today!

Key Features

- Lunch Menus**
Always know what the next day will bring.
- Calendar Events**
Add events to the calendar on your personal mobile device directly from the calendar section on the app.
- News**
Check out the latest district wide and school news all in one place!

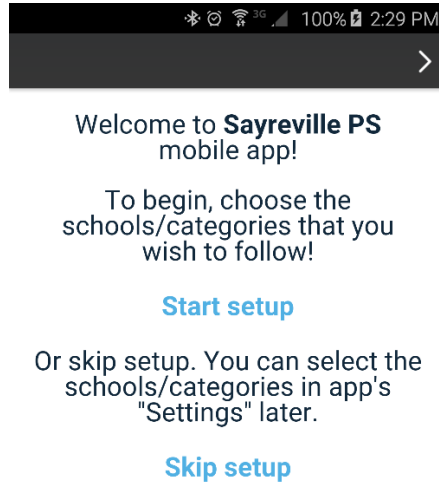
[Download for Android](#)

[Download for iOS](#)

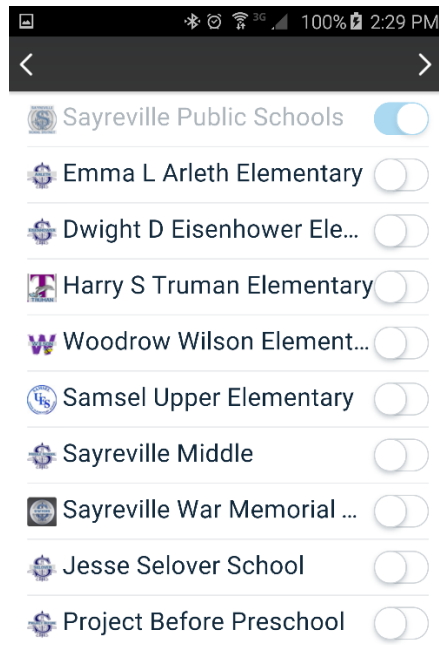


Instructions for use:

First screen choose Start Setup (this will allow you to choose the schools you will want notifications from) If you choose to skip setup, you will be able to choose schools within the app.



Choose which schools for which you would like to receive notifications and which calendar events will be displayed on the main screen. Sayreville Public Schools will be chosen by default and cannot be turned off.



From within the app the main screen allows you to see events from the district and the school(s) that you choose.

District News: The Sayrevillek12 Twitter Feed

2015/2016 Calendar: Current district calendar

Parent Portal: link to the parent portal website

Lunch Menus: Current lunch menus

Parents: links that are important for parents

Staff: links that are important to staff members

District & BOE: District wide information

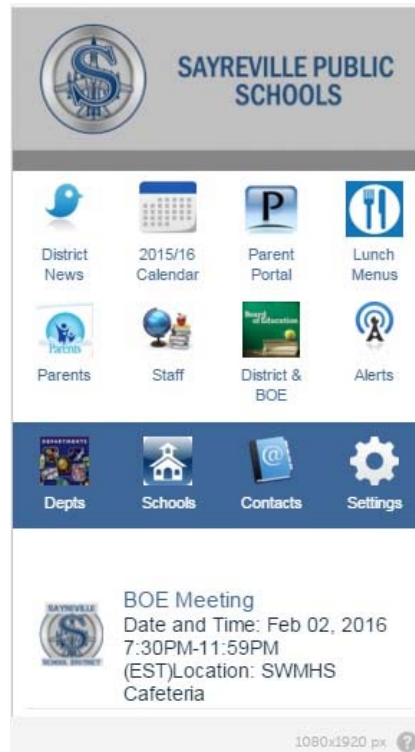
Alerts: District notifications and school specific notifications from administration

Depts: links to district department websites

Schools: information for each school including phone numbers, Twitter feeds, Facebook links, lunch menus, My School Bucks, and teacher websites.

Contacts: complete district staff listing that will allow you select the name of a staff member and send them an email.

Settings: Select your school(s) here



How to Access Individual Student Information

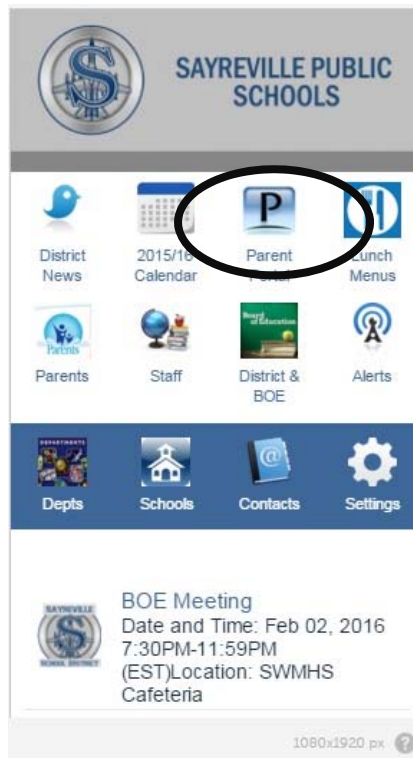
From the app there are two methods of access individual student information.

Method 1, the Parent Portal web login, provides parents with some additional information that is not available in method 2, the PowerSchool App.

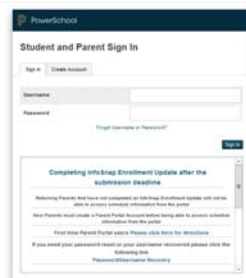
Method 2, the PowerSchool App, provides a mobile friendly environment for Apple and Android users that supports mobile notification for grades and attendance.

Method 1

- From the first page of the app click the Parent Portal link

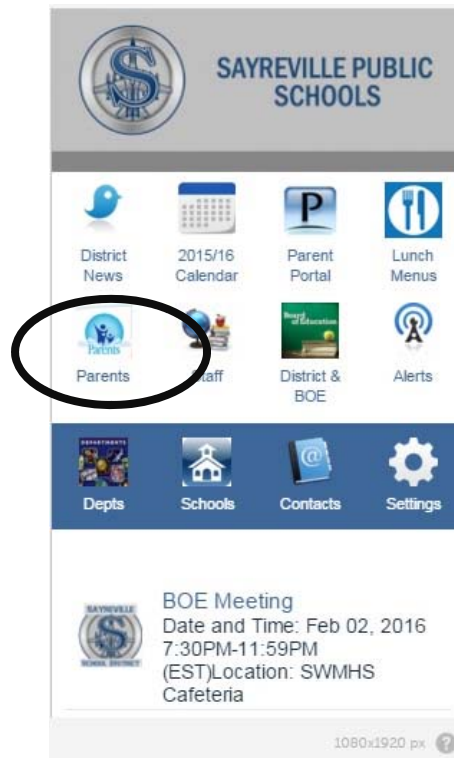


- Upon clicking on the link you will be brought to the PowerSchool Parent Portal sign in Page
- Please sign in with your existing Parent Portal credentials
- If you have problems signing in or do not have a PowerSchool account please follow the directions on the sign in page or email powerschool@sayrevillek12.net



Method 2

- From the first page of the app click the Parent link



- On the parent page click either PowerSchool (Android) or PowerSchool (iOS) depending on your phone operating system. Currently this method of connecting to the Parent Portal is only supported for Apple and Android phones.

[Power School \(Android\) >](#)


[Power School \(IOS\) >](#)

- From the Apple/Google stores you can select to open the app or install the app if this is your first time using it. Click the appropriate option
- Upon opening the PowerSchool App you will be prompted to login with your PowerSchool Parent Portal sign in

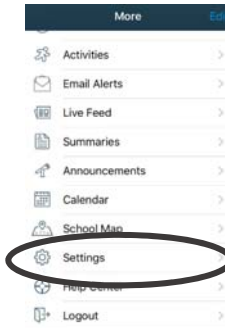
A screenshot of the PowerSchool Sign In screen. It features a header with the text 'PowerSchool Sign In' and a 'Help' link. Below the header is a 'District Code' field containing the characters 'C', 'Q', 'M', 'P' in individual boxes, with a green checkmark to the right. A link 'Where is my district code?' is positioned below the code field. There are input fields for 'Username' and 'Password'. A link 'Forgot Username or Password?' is located below the password field. At the bottom is a blue 'Sign In' button.

- Please sign in with your existing Parent Portal credentials

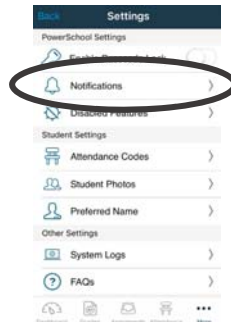
- If you have problems signing in or do not have a PowerSchool account please follow the directions on the sign in page or email powerschool@sayrevillek12.net
- Once signed in to the app you have the option to setup notifications for grades and attendance.
- At the bottom of the app click the more button



- From the more page click the settings option



- From the settings page click the notifications option



- Turn on notifications as desired

